

AVAILABLE MARKS	TOTAL MARKS GAINED
100	

YOUR CANDIDATE NUMBER



The Universities of Melbourne, Adelaide and Western Australia, the Minister for Education in New South Wales, the Minister for Education, Training and Employment in Queensland and the Minister for Education and Skills, Tasmania, through the University of Tasmania

## THEORY - SECOND GRADE

2.00 PM to 3.30 PM

Wednesday, 24th October, 2012

Time allowed: One and a half hours

Write your candidate number in the space at the top of this paper.  
Write your answers neatly and clearly on this paper and return it to the Supervisor.

<b>Question 1</b>	<b>INTERVALS</b>	<b>Total Marks 12</b>	
-------------------	------------------	-----------------------	--

<b>A</b>
----------

<b>5</b>	
----------	--

Write these intervals above the given tonic notes.

(i)	(ii)	(iii)	(iv)	(v)
perfect 5th	minor 6th	major 3rd	major 2nd	major 6th

<b>B</b>
----------



<b>5</b>	
----------	--

Name these intervals by number and quality.

(i)	(ii)	(iii)	(iv)	(v)
.....	.....	.....	.....	.....

**C****2**


Place a tick (✓) in the Yes column if the interval is named correctly or, place a tick (✓) in the No column if the interval is incorrectly named.

Interval name	Yes	No
 <p>major 3rd</p>		
 <p>perfect 4th</p>		

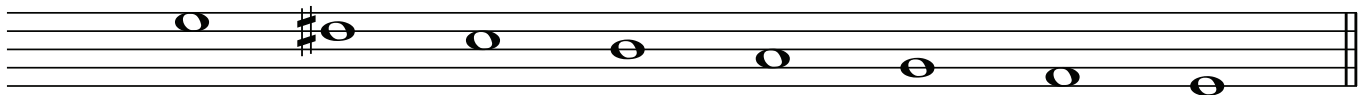
**Question 2****KEYS and SCALES****Total Marks 15****A****7**

Write the scale of A major.

- Write the key signature.
- Use crotchets.
- Write one octave ascending and one octave descending.
- Mark each tone with a slur.
- Complete the scale with a double bar line.


**B****2**

Add a clef and key signature to make this the scale of E harmonic minor.




Name these scales.

(i)



.....


(ii)



.....

(i) Is this the key signature of D minor?


1



Yes or No? .....

(ii) Is this the key signature of D major?


1



Yes or No? .....

(iii) Name the two keys that share this key signature.

2



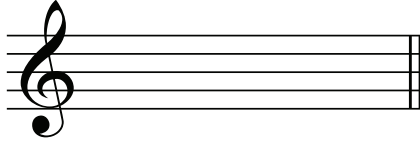
1. ....

2. ....

For each of the following write the tonic triad.


- Write the appropriate key signature.
- Use semibreves.

(i)




F major

(ii)



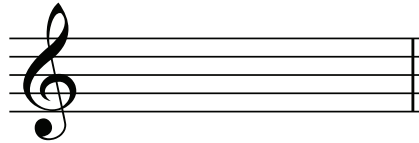
D major

(iii)



G major

(iv)



E minor

**A**

**4**

Write the time signature for each of the following rhythms.

(i)




(ii)



(iii)



(iv)



**B****6**

At each place marked with an arrow (↓) add a rest or rests in the correct order to complete the bar.

(i)

(ii)

(iii)

(iv)

**C****2**

Rewrite this bar to show the correct grouping.

**D****5**

Place a tick (✓) in the correct column to describe these time signatures as simple duple, simple triple, simple quadruple or compound duple.

Time signature	simple duple	simple triple	simple quadruple	compound duple
$\frac{3}{4}$				
<b>C</b>				
$\frac{6}{8}$				
$\frac{4}{4}$				
$\frac{2}{4}$				

Transpose this melody up into the key of A major.

Place an upright line in front of each accented word or syllable in the following lines of poetry.


Jenny Wren scrambles away from her house,  
Up through the brambles as quick as a mouse!

(Gilbert)

A

10

**Allegretto**



Study the melody above and then answer the following questions.

- (i) Mark the main sections of the form with the letters AB, or ABA. 2
- (ii) Name the form of the melody. .... 1
- (iii) Give the English meaning of the word *Allegretto*. .... 1   
.....
- (iv) How should the quavers in bar 2 be played? ..... 1   
.....
- (v) Does the melody begin very loudly? Yes or No? ..... 1
- (vi) How should the quavers in bar 5 be played? ..... 1
- (vii) Does the melody become gradually louder in bar 7? Yes or No? ..... 1
- (viii) Are there any ties in the melody? Yes or No? ..... 1
- (ix) Is the melody to be repeated? Yes or No? ..... 1

B

2


- (i) Does *cantabile* mean *lightly*? Yes or No? .....
- (ii) Does *da capo al fine* mean *repeat from the beginning to the word 'fine'*? Yes or No?.....

Give the English meaning of each of the following terms or signs.

- (i) *lento* .....
- (ii) *meno mosso* .....
- (iii) *allargando* .....
- (iv) *dal segno* .....
- (v) *più mosso* .....
- (vi) *largo* .....
- (vii) *ff* .....
- (viii) *mf* .....
- (ix) *sostenuto* .....

- (i) Name and explain the sign above this note.


2



.....  
 .....

- (ii) Add a sign above this note to show it is to be held longer than its written value.

1



- (iii) Add signs to these notes to show they are to be played *mezzo staccato*.

1

